

RESIDENTIAL MARKET REPORT

Chilliwack

March 2025



Chilliwack Specialists



Olga Tarasenko

B.LING (BACHELOR OF
LINGUISTICS), DIBM

604 684 8844 · 705
olga@kleingroup.com

About Chilliwack

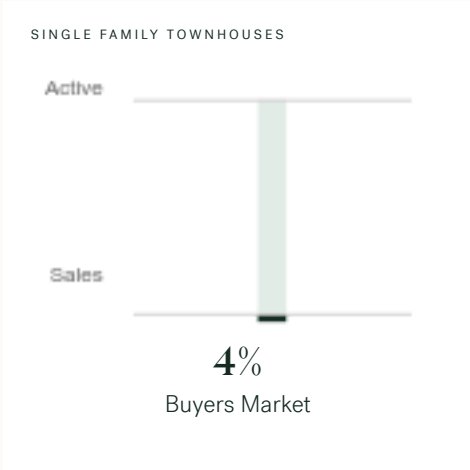
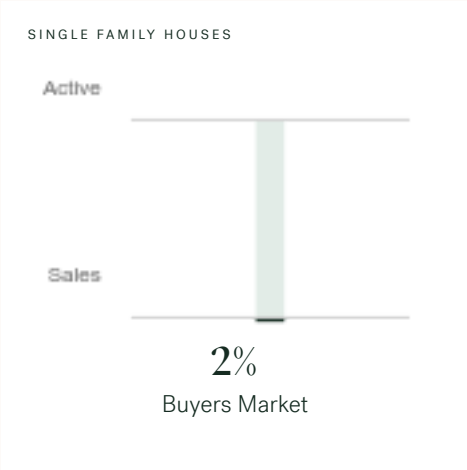
Chilliwack is a suburb of Vancouver, bordering Abbotsford, Hope and Agassiz, with approximately 113,767 (2021) residents living in a land area of 113,767 (2021) square kilometers. Currently there are homes for sale in Chilliwack, with an average price of 1,394,304, an average size of 2,776 sqft, and an average price per square feet of \$502.

Chilliwack Neighbourhoods

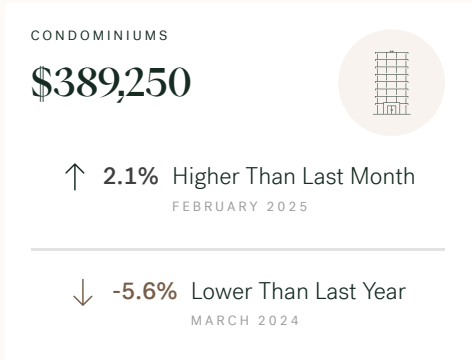
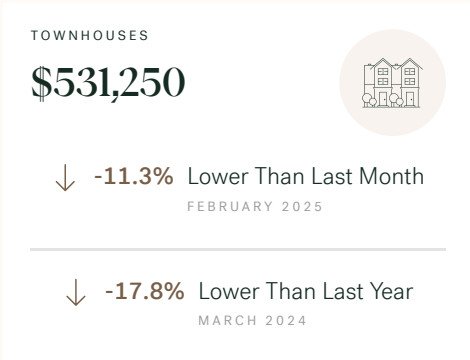
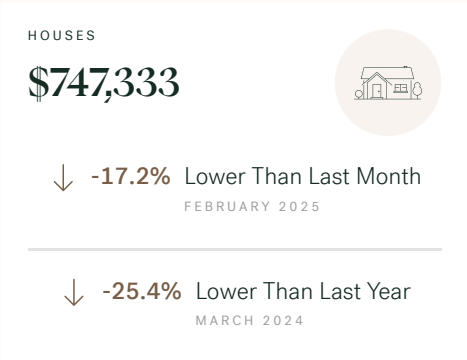
- Chilliwack Mountain
- Chilliwack River Valley
- East Chilliwack-Rosedale
- East Chilliwack-Southside
- Eastern Hillside
- Fairfield Island
- Greendale
- Little Mountain
- Majuba Hill
- North Yale-Well
- Promontory
- Rosedale Center
- Rosedale-Popkum
- Ryder Lake
- Sardis-Vedder
- Sardis-West Vedder
- Watson-Promontory
- Yale Road
- Yarrow
- Young-Well
- Young-Yale

March 2025 Chilliwack Overview

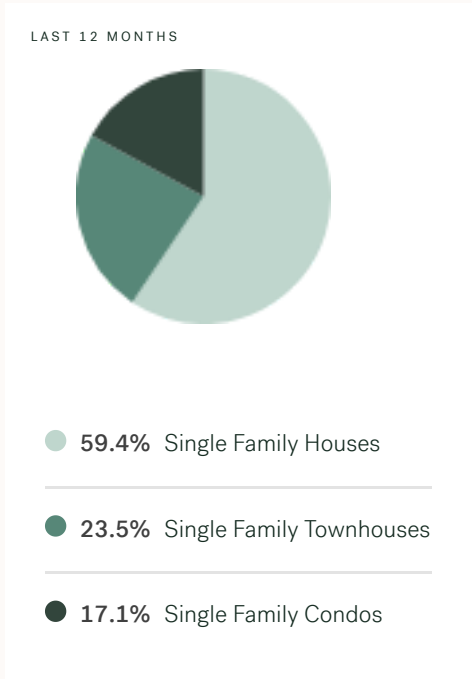
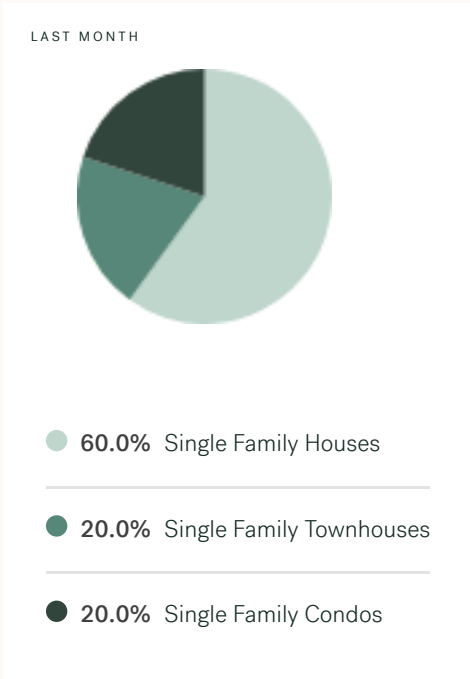
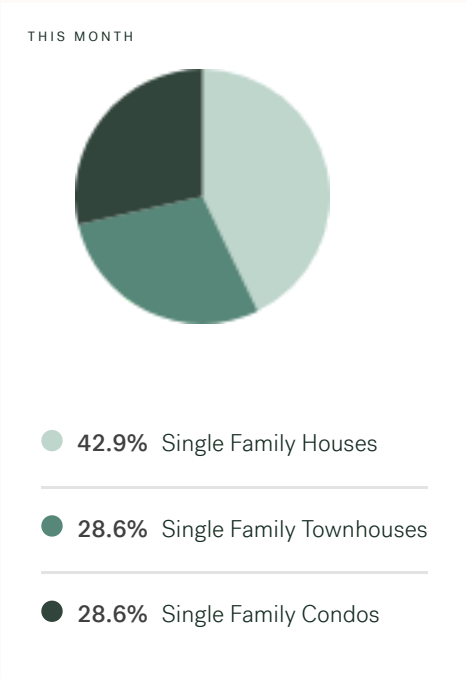
Sales-to-Active Ratio



HPI Benchmark Price (Average Price)



Market Share



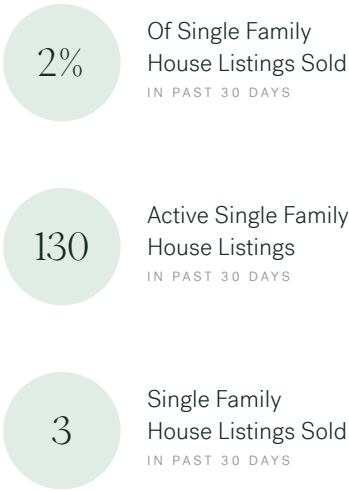
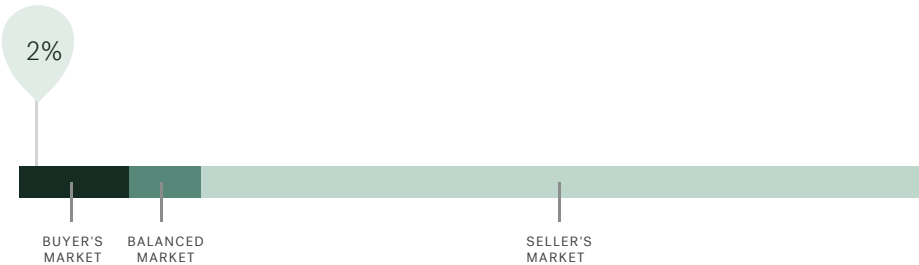
Chilliwack Single Family Houses

MARCH 2025 - 5 YEAR TREND

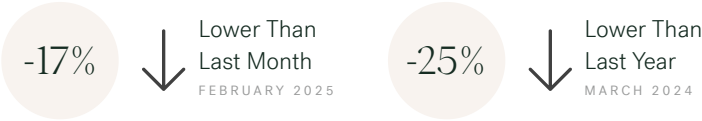
Market Status

Buyers Market

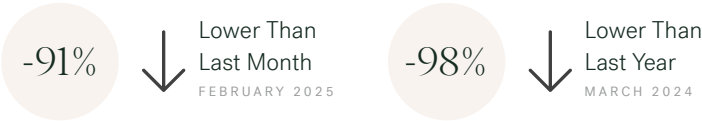
Chilliwack is currently a **Buyers Market**. This means that **less than 12%** of listings are sold within **30 days**. Buyers may have a **slight advantage** when negotiating prices.



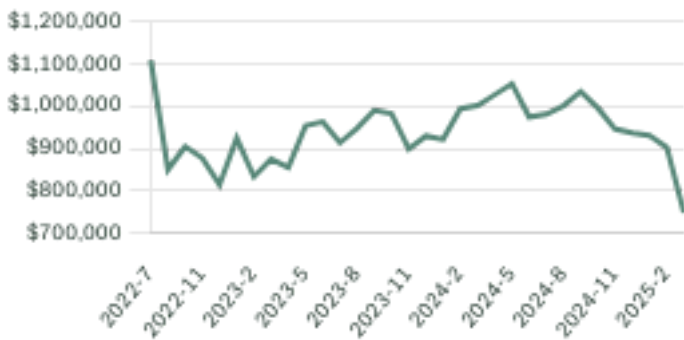
Summary of Sales Price Change



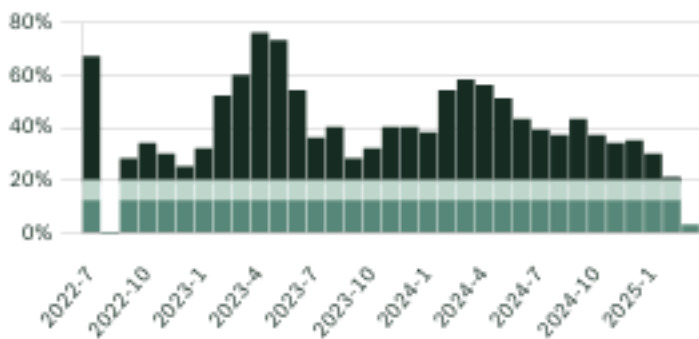
Summary of Sales Volume Change



Sales Price



Sales-to-Active Ratio



Number of Transactions



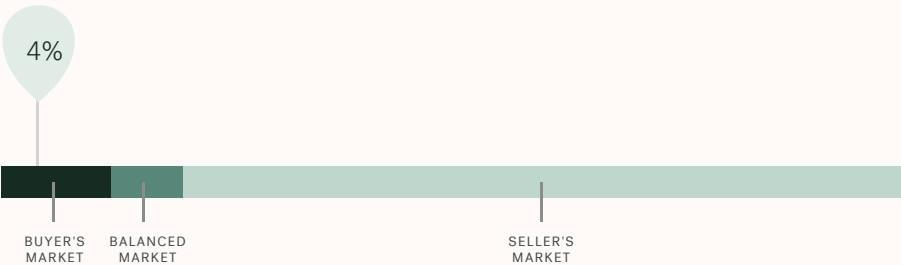
Chilliwack Single Family Townhomes

MARCH 2025 - 5 YEAR TREND

Market Status

Buyers Market

Chilliwack is currently a **Buyers Market**. This means that **less than 12%** of listings are sold within **30 days**. Buyers may have a **slight advantage** when negotiating prices.



4%

Of Single Family Townhouse Listings Sold
IN PAST 30 DAYS

57

Active Single Family Townhouse Listings
IN PAST 30 DAYS

2

Single Family Townhouse Listings Sold
IN PAST 30 DAYS

Summary of Sales Price Change

-11%

↓ Lower Than Last Month
FEBRUARY 2025

-18%

↓ Lower Than Last Year
MARCH 2024

Summary of Sales Volume Change

-82%

↓ Lower Than Last Month
FEBRUARY 2025

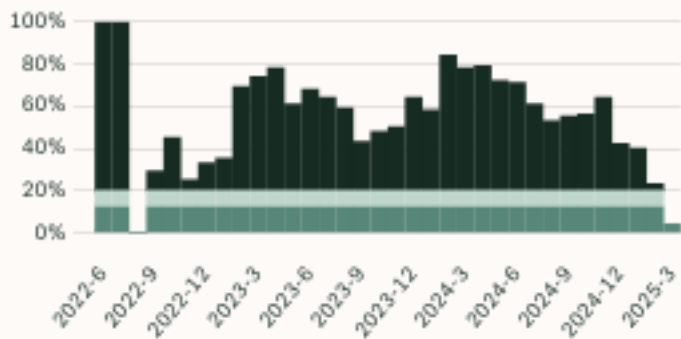
-96%

↓ Lower Than Last Year
MARCH 2024

Sales Price



Sales-to-Active Ratio



Number of Transactions



Chilliwack Single Family Condos

MARCH 2025 - 5 YEAR TREND

Market Status

Buyers Market

Chilliwack is currently a **Buyers Market**. This means that **less than 12%** of listings are sold within **30 days**. Buyers may have a **slight advantage** when negotiating prices.



4%

Of Single Family
Condo Listings Sold
IN PAST 30 DAYS

45

Active Single Family
Condo Listings
IN PAST 30 DAYS

2

Single Family
Condo Listings Sold
IN PAST 30 DAYS

Summary of Sales Price Change



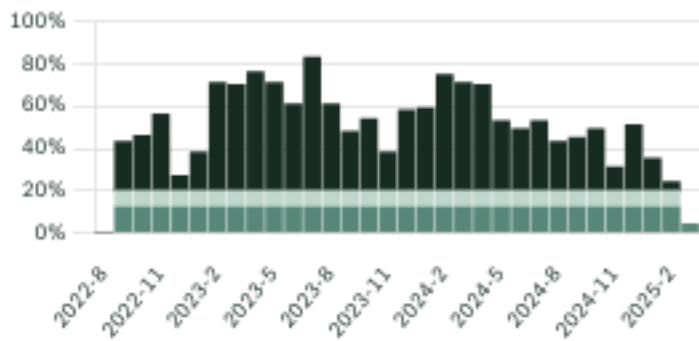
Summary of Sales Volume Change



Sales Price



Sales-to-Active Ratio



Number of Transactions



Stay Intelligent. Join our newsletter.

Subscribe

Get first access to our public and non-public offerings, foreclosures, new projects and other developments.

kleinresidential.ca

KLEIN 

Klein Group

Residential
Commercial
Pre-Sale
Property Management

Klein Group

O 604 684 8844
T 866 352 9311
F 1 855 684 8844

201 - 2468 Scotia Street
Vancouver, BC
Canada V5T 1W5

Brokerage



Royal LePage Westside
Klein Group

Sources: Real Estate Board of Greater Vancouver, Commercial Edge, Canadian Real Estate Association, MLS®, Altus Group, Statistics Canada, Landcor, RealNet. Disclaimer: Data has been obtained from sources considered to be reliable as of September 31, 2023. However, no representation or warranty, expressed or implied, is made as to the accuracy of any of the information, projections or conclusions contained herein, and the same is submitted subject to errors and omissions, without any obligation to update or correct.